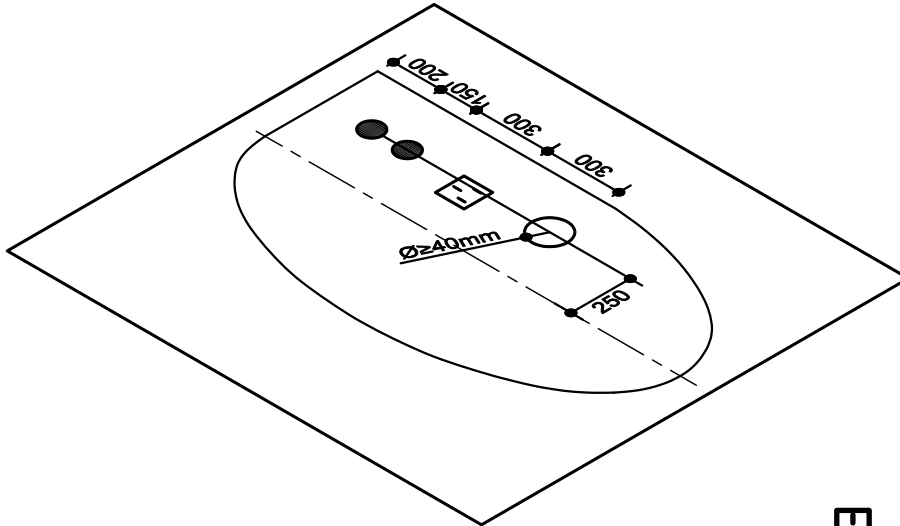






Hydropower Diagram

FC-237
1750×950×600



-  16A/10A OUTLET
-  H 1/2" hot water valve
-  C 1/2" cold water valve
-  $\geq\Phi 40\text{mm}$ floor drain

Notes:
Thermostatic function: 16A outlet, 4.0MM² X Single-phase three-wire (BV Wire),
Other function: 10A outlet, 2.5MM² X Single-phase three-wire (BV Wire).

Product Drawing

FC-237
1750×950×600

